

Check and Rotary Valve Pumps

SV-QD Series




Dispense Volume
0 - 40ml

Viscosity (Check Valve)
Low to Medium (<20,000 cps)
Without Particles

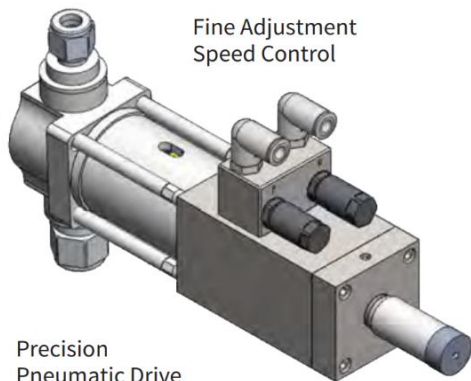
Viscosity (Rotary Valve)
Medium to High (>20,000 cps)
With or Without Particles

Applications

Used in the Food, Pharmaceutical, and Cosmetic Industries, the SV-QD Series is easy to take apart and quickly to clean.



Details



Fine Adjustment
Speed Control

Precision
Pneumatic Drive

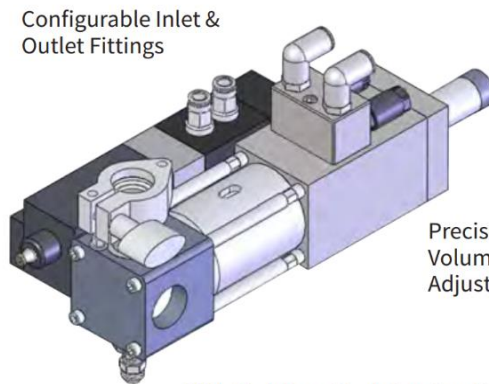
Servo Drive Available

Heated Pump options available

Pneumatic or
Servo Drive

Easy Dismantle
Easy Clean

High Accuracy
+/- 0.5% or Better



Configurable Inlet &
Outlet Fittings

Precision
Volumetric
Adjustment

316L Stainless Steel Construction
Other Materials of Construction
Available

SMALL VOL. DISP. - QUICK DISA.

CV & RV Pump Models			Maximum Dispensing	Piston Stroke		Piston Diameter		Cycle Speed	Air Consumption	Weight
	Pneumatic	Electric	Volume (cc)	mm	inch	mm	inch	(cpm) ^A	scfm (l/min) ^B	lbs (kg) ^C
SV-QD7C	P	E	7.2	25.4	1	19.05	0.75	0-150 ^A	1.5 (43)	8 (3.6)
SV-QD10C			9.8			22.20	0.875			
SV-QD14C			14.5			27.00	1.062			
SV-QD20C			20.1	25.4	1	31.80	1.25	0-125 ^A	2.3 (65)	
SV-QD30C			30.0	38.1	1.5					
SV-QD40C			40.0	50.8	2				3.1 (87)	
SV-QD7R			7.2	25.4	1	19.05	0.75	0-120 ^A	1.9 (454)	9.5 (4.3)
SV-QD10R			9.8			22.20	0.875			
SV-QD14R			14.5			27.00	1.062			
SV-QD20R			20.1	25.4	1	31.80	1.25	0-100 ^A	2.7 (75)	
SV-QD30R			30.0	38.1	1.5					
SV-QD40R			40.0	50.8	2				3.4 (97)	

^ADepending on the application and dispensing volume, the maximum cycle rate will vary

^BCalculated at full stroke at 100cpm, 75 PSI (5 Bar) ^C Pneumatic Drive Only



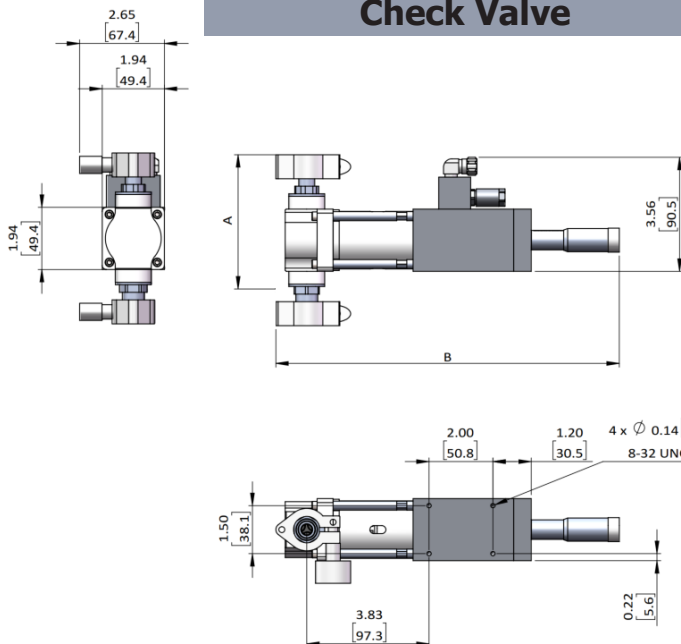
SMALL VOL. DISP. – QUICK DISA.

Fittings		
Type	Size	
	Inlet	Outlet
Sanitary	1/2" - 3/4"	1/2" - 3/4"
Swage	1/8" - 1/2"	1/8" - 3/8"
Tube	1/8" - 1/2"	1/8" - 3/8"
Hose	1/2" - 3/4"	1/2" - 5/8"

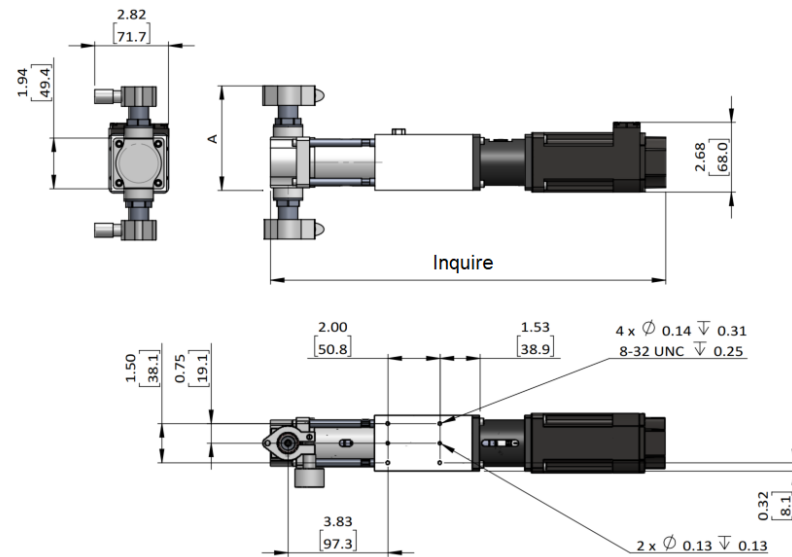
O-rings & U-cups	
O-rings	U-cup Seals
Viton	Teflon
EP	UHMW
Silicon	
Buna	
Perfluor (Kalrez®)	

Special sizes and metric available upon request

Check Valve



Rotary Valve



SV-QD - SMALL VOLUME/QUICK DISSASSEMBLY CV & RV PUMP MODELS			Maximum Dispensing	External Dimensions Inches (mm)		
	Pneumatic	Electric	Volume (cc)	A	B	Electric
SV-QD7C	P	E	7.2	1.94 (49)	10.5 [267]	Servo Drive Specific Contact your Hife Rep.
SV-QD10C			9.8			
SV-QD14C			14.5			
SV-QD20C			20.1			
SV-QD30C			30.0			
SV-QD40C			40.0		16.2 [411]	
SV-QD7R			7.2	3.65 (93)	10.9 [275]	
SV-QD10R			9.8			
SV-QD14R			14.5			
SV-QD20R			20.1			
SV-QD30R			30.0			
SV-QD40R			40.0		16.5 [419]	



HIFE SYSTEMS LTD.

Aurora Canada Heidenheim Germany Sorocaba Brazil Ningbo China

Contact Us:

Asia: sales@hife-battery.com – North America: sales.1@hife-canada.com

Europe: sales@hife-europe.com – South America: sales@hife-brasil.com