

Check Valve Dispensing Pump


LV-C Series



| Dispense Volume 100 - 2000ml |
|--|
| Viscosity Low to Medium (<20,000 cps) |
| Applications |
| These pumps can be used in a wide range of industries, including consumer products, cosmetics, chemical, technical, and pharmaceutical products. |



Details



Available in Pneumatic and Electric Models

| LV - Large Volume CV Pump Models | | | Maximum Dispensing | Piston Stroke | | Piston Diameter | | Cycle Speed | Air Consumption | Weight |
|--|-----------|----------|-----------------------|---------------|------|-----------------|------|--------------------|---------------------------|-----------------------|
| | Pneumatic | Electric | Volume (cc) | mm | inch | mm | inch | (cpm) ^A | scfm (l/min) ^B | lbs (kg) ^C |
| LV100C | P | E | 100 | 76.2 | 3 | 41.3 | 1.63 | 0-32 | 13 (370) | 60 (27) |
| LV290C | | | 290 | | | 70.0 | 2.75 | | | |
| LV500C | | | 500 | | | 95.3 | 3.75 | | | |
| LV1000C | | | 1000 | | | 130.0 | 5.13 | | | |
| LV1500C | | | 1500 | 152.4 | 6 | 114.3 | 4.5 | 0-12 | 10.5 (296) | 64 (29) |
| LV2000C | 2000 | 130.0 | 5.1 | | | | | | | |
| ^A Depending on the application and dispensing volume, the maximum cycle rate will vary | | | | | | | | | | |
| ^B Calculated at full stroke at 32cpm up to LV1000, 12cpm for others, 75 PSI (5 Bar) ^C Pneumatic Drive Only | | | | | | | | | | |

LARGE VOLUME DISPENSING

Check Valve Dispensing Pump

LV-C Series

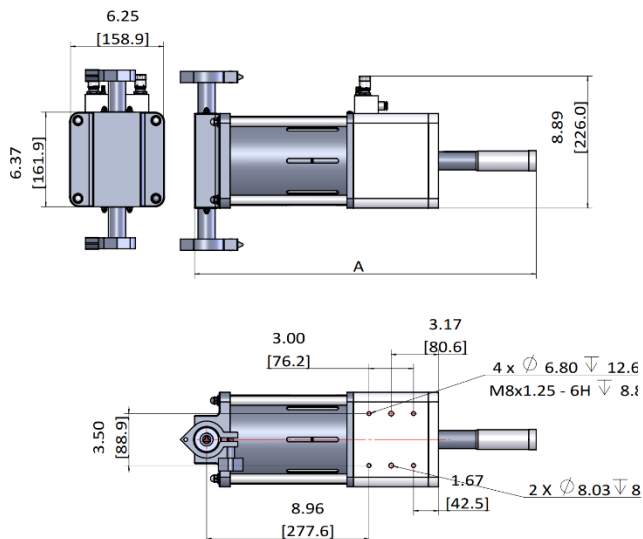


LARGE VOLUME DISPENSING

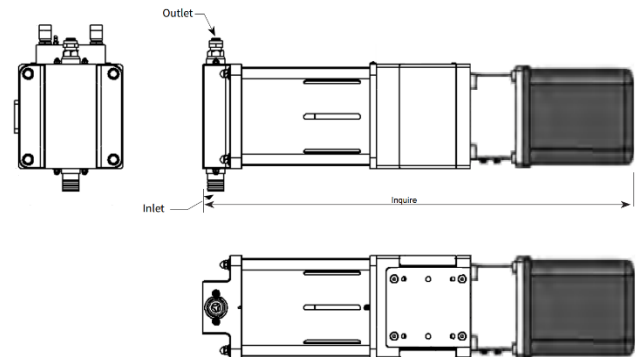
| Inlet-Outlet Fittings | | |
|-----------------------|-----------|-----------|
| Type | Size | |
| | Inlet | Outlet |
| Sanitary | 1/2" - 2" | 1/2" - 2" |
| Swage | 3/4" - 1" | 3/4" - 1" |
| Tube | 3/4" - 1" | 3/4" - 1" |
| Hose | 3/4" - 1" | 3/4" - 1" |
| Metric | request | request |

| O-rings & U-cups | |
|--------------------|-------------|
| O-rings | U-cup Seals |
| Viton | Teflon |
| EP | UHMW |
| Silicon | |
| Buna | |
| Perfluor (Kalrez®) | |

Pneumatic Drive



Servo Drive



| LV - Large Volume CV Pump Models | | | Maximum Dispensing | External Dimensions Inches (mm) | |
|-------------------------------------|-----------|----------|-----------------------|------------------------------------|--|
| | Pneumatic | Electric | Volume (cc) | A | Electric |
| LV100C | P | E | 100 | 23.8 (604) | Servo Drive Specific Contact your Hife Rep. |
| LV290C | | | 290 | | |
| LV500C | | | 500 | | |
| LV1000C | | | 1000 | | |
| LV1500C | | | 1500 | 29 (738) | |
| LV2000C | | | 2000 | | |



HIFE SYSTEMS LTD.

Aurora Canada Heidenheim Germany Sorocaba Brazil Ningbo China

Contact Us:

Asia: sales@hife-battery.com – North America: sales.1@hife-canada.com

Europe: sales@hife-europe.com – South America: sales@hife-brasil.com