

Rotary Valve Dispensing Pump

MV-R Series



Dispense Volume
0-260ml

Viscosity
Low to High (>20,000 cps)
No Particles

Applications

For the Cosmetics, Technical and Chemical Industries but also, can be used in the Food and Pharmaceutical Industries.

Configurable Inlet & Outlet Fittings



High Accuracy
+/- 0.5% or Better



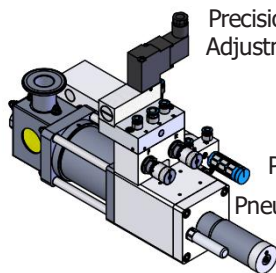
316 Stainless Steel Construction

Details

Electric or Pneumatic Start
Signal

Fine Adjustment
Speed Control


Internal Full
Stroke Sensor



Precision Volumetric
Adjustment

Precision
Pneumatic Drive

Precision Servo Drive and
Motor



Programmable Servo
Speed Profiling

Rotary Valve

Other materials of construction available

Heated Pump options available

MEDIUM VOLUME DISPENSING

MV - Medium Volume RV Pump Models			Maximum Dispensing	Piston Stroke		Piston Diameter		Cycle Speed	Air Consumption	Weight
	Pneumatic	Electric	Volume (cc)	mm	inch	mm	inch	(cpm) ^A	scfm (l/min) ^B	lbs (kg) ^C
MV5R	P	E	5	25.4	1	15.9	0.63	0-140	1.4 (40)	16.8 (7.6)
MV10R			10			22.2	0.88			
				50.8	2	15.9	0.63	0-110	2.2 (63)	18.5 (8.5)
MV15R			15	76.2	3	15.9	0.63	0-90	1.4 (40)	21 (9.5)
MV20R			20	50.8	2	22.2	0.88	0-110	2.2 (63)	18.5 (8.5)
MV30R			30	76.2	3	22.2	0.88	0-90	1.4 (40)	21 (9.5)
MV33R			33	25.4	1	41.3	1.63	0-120	1.4 (40)	16.8 (7.6)
				50.8	2	31.8	1.25	0-110	2.2 (63)	18.5 (8.5)
MV60R			60	25.4	1	54.0	2.13	0-140	1.4 (40)	16.8 (7.6)
				50.8	2	41.3	1.63	0-110	2.2 (63)	18.5 (8.5)
MV67R			67	50.8	2	41.3	1.63			
MV100R			100	76.2	3	41.3	1.63	0-90	2.7 (77)	21 (9.5)
MV116R			116	50.8	2	54.0	2.13	0-110	2.2 (63)	18.5 (8.5)
MV150R			150	114.3	4.5	41.3	1.63	0-60	2.8 (79)	23 (10.5)
MV175R			174	76.2	3	54.0	2.13	0-90	2.7 (77)	21 (9.5)
MV260R	260	114.3	4.5	0-60	2.8 (79)			23 (10.5)		

^ADepending on the application and dispensing volume, the maximum cycle rate will vary

^BCalculated at full stroke at 110 cpm for all, except at 60 cpm for MV150/260, 75 PSI (5 Bar) ^C Pneumatic Drive Only

Rotary Valve Dispensing Pump

MV-R Series



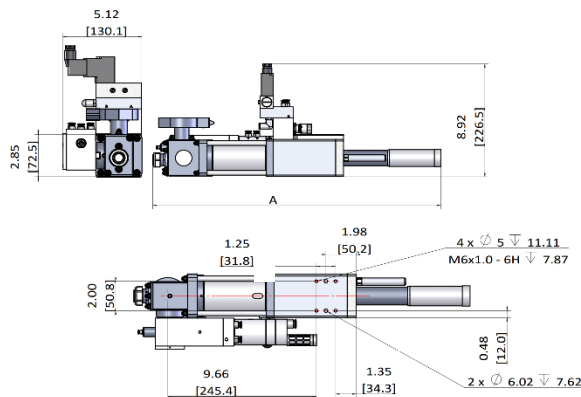
MEDIUM VOLUME DISPENSING

Fittings		
Type	Size	
	Inlet	Outlet
Sanitary	1/2" - 3/4"	1/2" - 3/4"
Swage	1/8" - 1/2"	1/8" - 3/8"
Tube	1/8" - 1/2"	1/8" - 3/8"
Hose	1/2" - 3/4"	1/2" - 5/8"

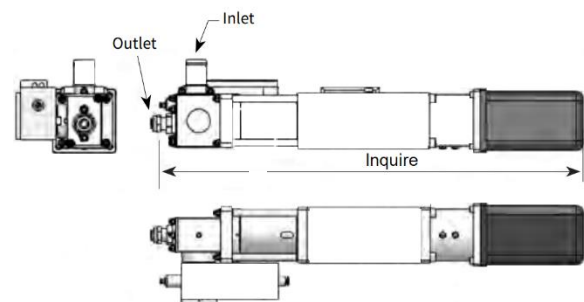
Special sizes or metric available upon request

O-rings & U-cups	
O-rings	U-cup Seals
Viton	Teflon
EP	UHMW
Silicon	
Buna	
Perfluor (Kalrez®)	

Pneumatic Drive



Servo Drive



MV - Medium Volume RV Pump Models			Maximum Dispensing	External Dimensions Inches (mm)	
	Pneumatic	Electric	Volume (cc)	A	Electric
MV5R	P	E	5	12.76 [324]	Servo Drive Specific Contact your Hife Rep.
MV10R			10	16.73 [425]	
MV15R			15	20.73 [526]	
MV20R			20	16.73 [425]	
MV30R			30	20.73 [526]	
MV33R			33	12.76 [324]	
MV60R			60	16.73 [425]	
MV67R			67	16.73 [425]	
MV100R			100	20.73 [526]	
MV116R			116	16.73 [425]	
MV150R			150	24.5 [622]	
MV175R			174	20.73 [526]	
MV260R			260	24.5 [622]	



HIFE SYSTEMS LTD.

Aurora Canada Heidenheim Germany Sorocaba Brazil Ningbo China

Contact Us:

Asia: sales@hife-battery.com – North America: sales.1@hife-canada.com
Europe: sales@hife-europe.com – South America: sales@hife-brasil.com